





Snom M70/M80 DECT Phone Instructions

1. Making Calls




i. Outside Calls

Press  and Desired Phone Number  Press   Talk 

ii. Calling Other Extension

Dial Extension Number  Press   Talk 

iii. Redial


Press  twice  Talk 

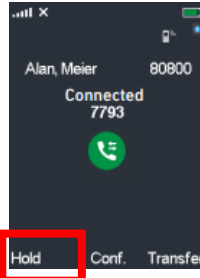
2. Answering Calls

Press   Talk 

3. Holding a Call

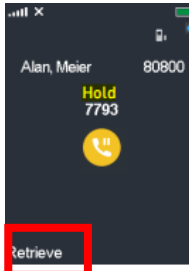
i. To Hold

During a conversation  Press **Hold**



ii. To Retrieve a call (Call Hold retrieve)

Press **Retrieve**



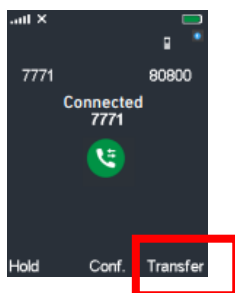
4. Transferring a Call / Call Transfer

i. Blind / Unattended Transfer

During a conversation

Press **Transfer**

Dial Extension Number and Press **Transfer**



ii. Supervised / Attended Transfer

During a conversation

Press **Hold**

Dial Extension Number and Press



Optionally, you can Talk and Inform about the call you are transferring



Press **Transfer**

5. Making a conference (Conference Call)

i. To Establish a Conference

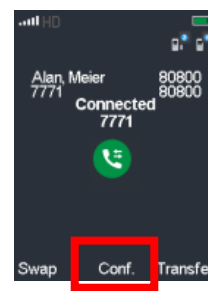
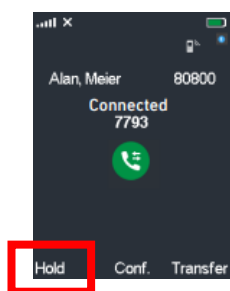
During a conversation

Press **Hold**

Dial to 3rd Party

Press **Conf.**

Talk



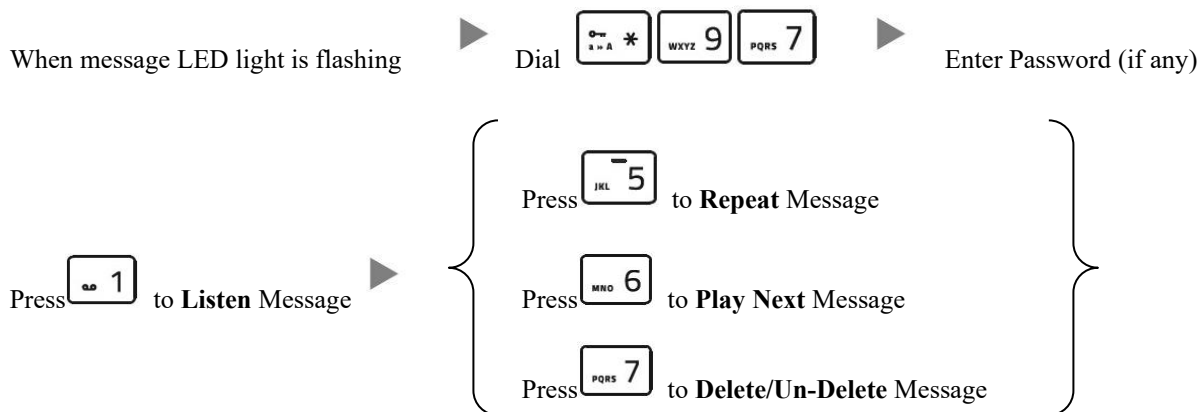
ii. To Leave a conference

During a conference

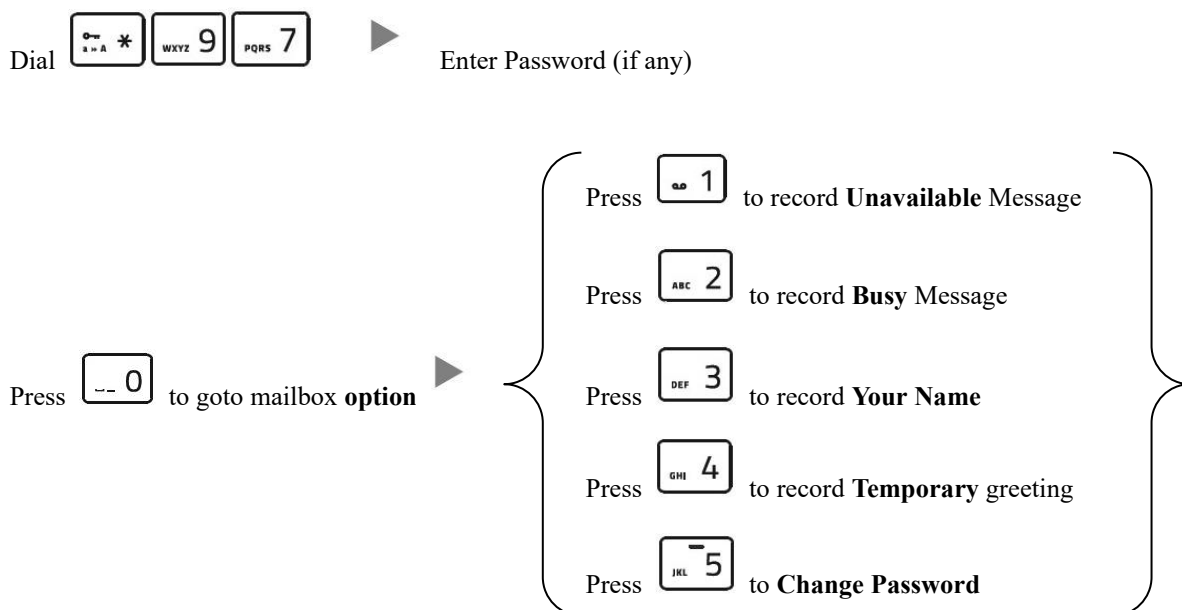
Press



6. Checking Voice Mail



7. Voice Mail Setup



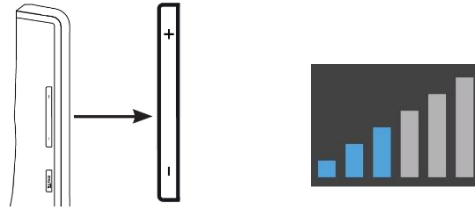
8. Checking Call History



| Icon | Meaning |
|------|----------------|
| | All Calls |
| | Received Calls |
| | Dialed Calls |
| | Missed Calls |


9. Adjusting Volume

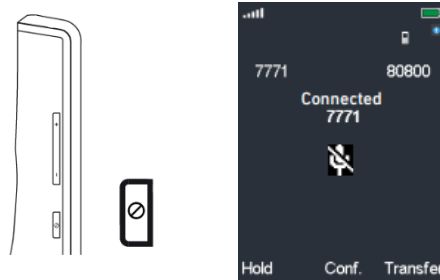
During conversation  ►




Press the + or – located on the left side of the handset

10. Mute


During conversation  ►



Press the  key to Mute or press again to Un-mute

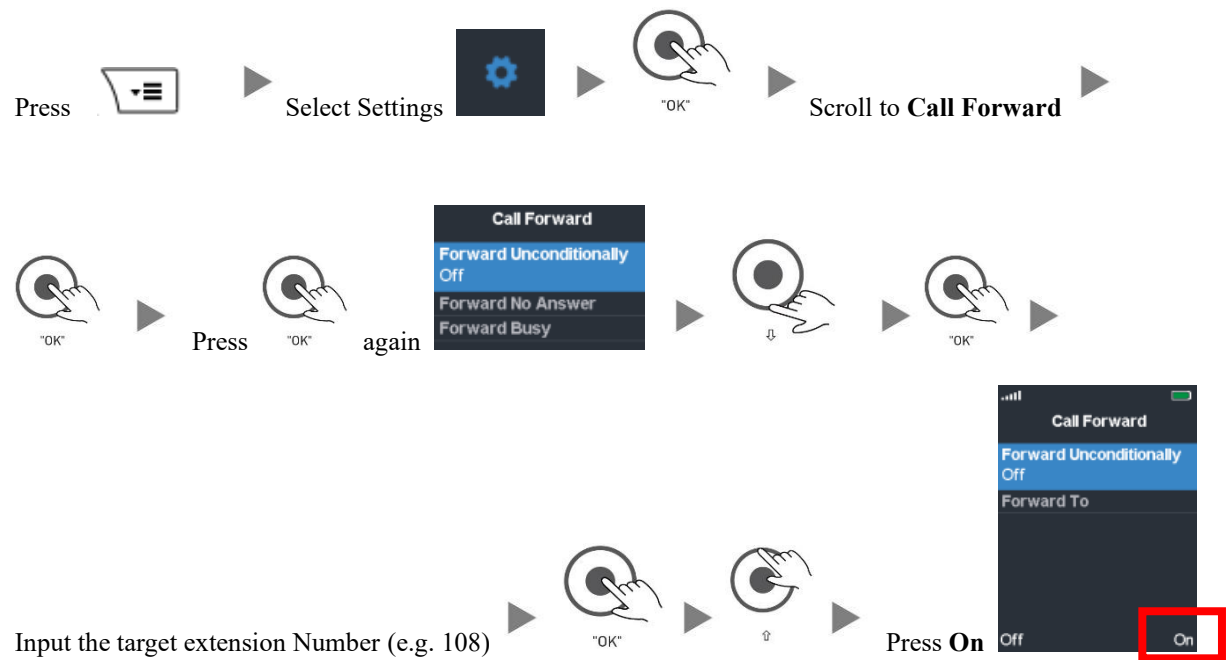
11. Speakerphone

During conversation  ►

Press  to turn on speakerphone

12. Forward Call

i. To set up All Call Forward Mode



ii. To Cancel Call Forward

